

DIRECTORATE OF EDUCATION

ANALYSIS OF CBSE RESULT 2011

Class – XII PERFORMANCE

CBSE Class-XII (All Delhi)

2011 and 2010 A Quick look

| Year | Govt. | Public | Aided | Delhi KVs |
|-------------|--------------|---------------|--------------|----------------------|
| 2011 | 87.54 | 89.06 | 80.34 | 95.66 |
| 2010 | 88.87 | 86.38 | 75.90 | 92.09 |
| Diff | -1.33 | 2.68 | 4.44 | 3.57 |

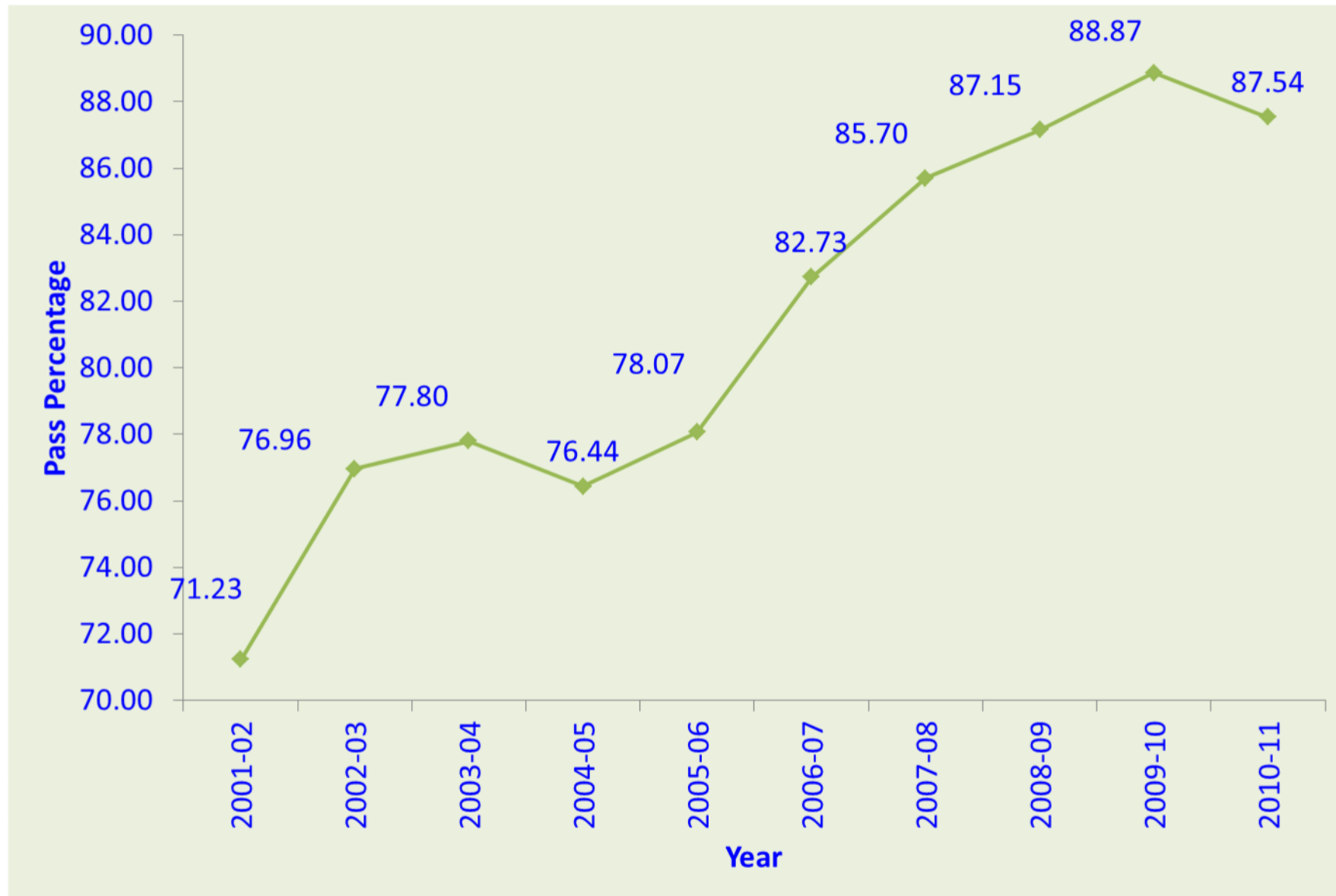
CBSE Class-XII (All Delhi)

| Year | Govt. | Public | Aided | Delhi KVs |
|-------------|--------------|---------------|--------------|------------------|
| 2011 | 87.54 | 89.06 | 80.34 | 95.66 |
| 2010 | 88.87 | 86.38 | 75.90 | 92.09 |
| 2009 | 87.15 | 86.42 | 75.70 | 89.94 |
| 2008 | 85.70 | 87.81 | 78.61 | 89.33 |
| 2007 | 82.71 | 88.39 | 75.93 | 93.03 |

CBSE CLASS – XII RESULT FOR THE LAST DECADE(DGS)

| Year | No. of Students appeared | Pass % |
|----------------|---------------------------------|---------------|
| 2001-02 | 51560 | 71.23 |
| 2002-03 | 47849 | 76.96 |
| 2003-04 | 54341 | 77.80 |
| 2004-05 | 57616 | 76.44 |
| 2005-06 | 60570 | 78.07 |
| 2006-07 | 68915 | 82.73 |
| 2007-08 | 72205 | 85.70 |
| 2008-09 | 87176 | 87.15 |
| 2009-10 | 97402 | 88.87 |
| 2010-11 | 112189 | 87.54 |

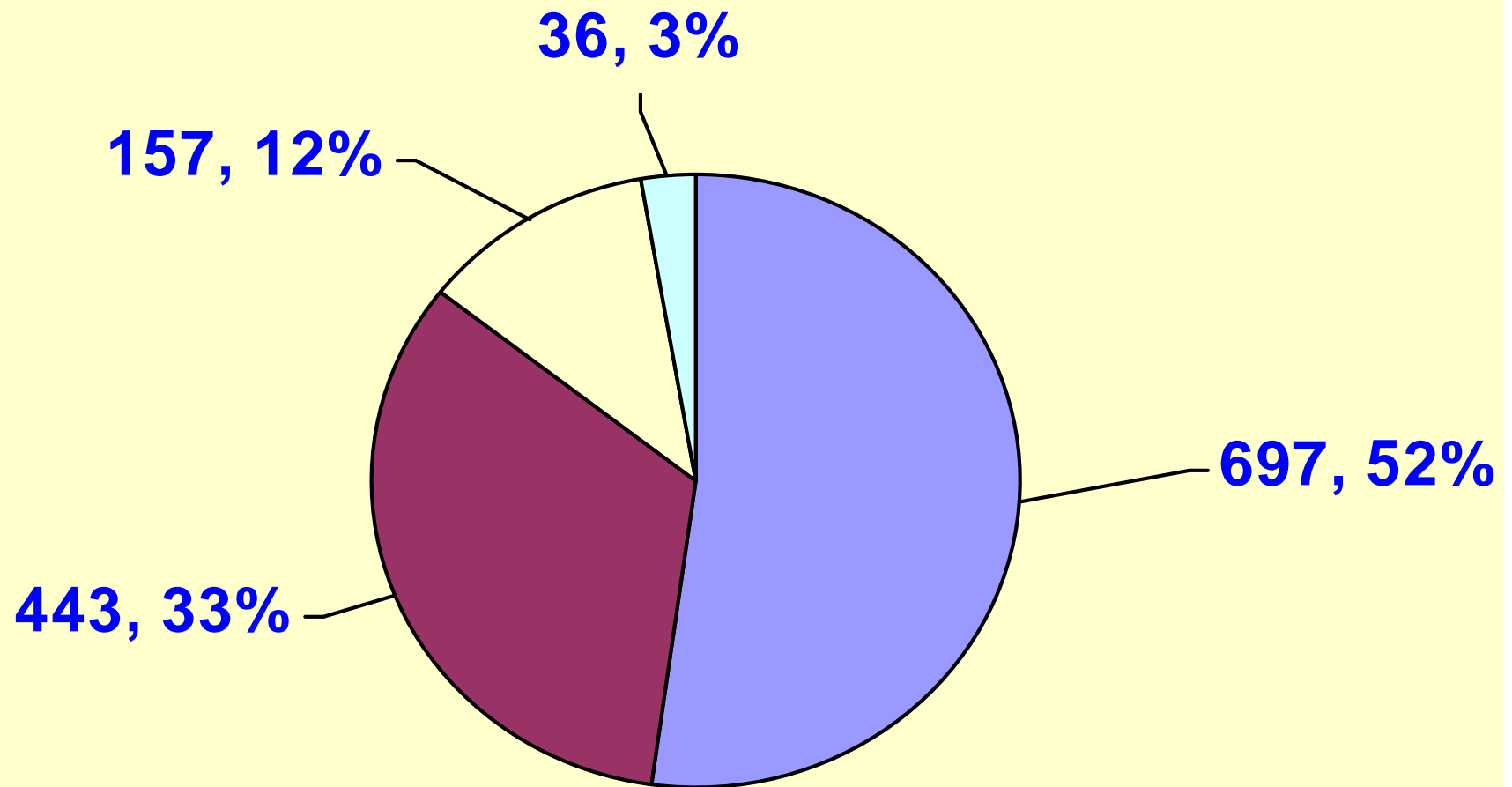
Graphical View of CBSE Class XII Result for the last 10 years



Category wise number of schools appeared Class-XII CBSE 2011

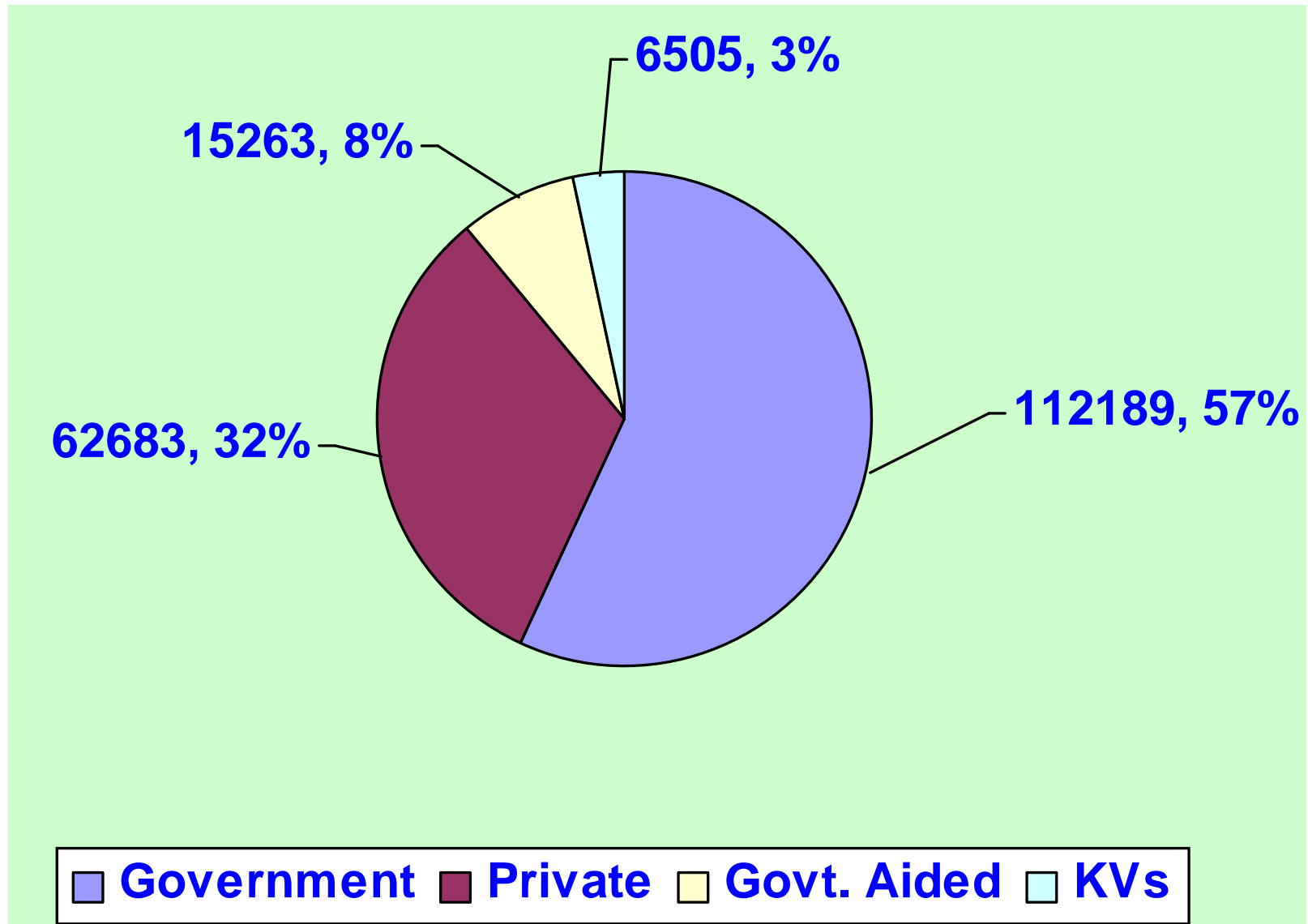
| | |
|---------------------------|-----|
| Government | 697 |
| Govt. Aided | 157 |
| KVs | 36 |
| Private | 443 |
| JNV | 2 |
| Foreign Schools | 91 |
| Blind/Deaf & Dumb Schools | 2 |
| Patrachar Vidyalaya | 1 |

Number of Schools Appeared for CBSE 2010 CLASS-XII

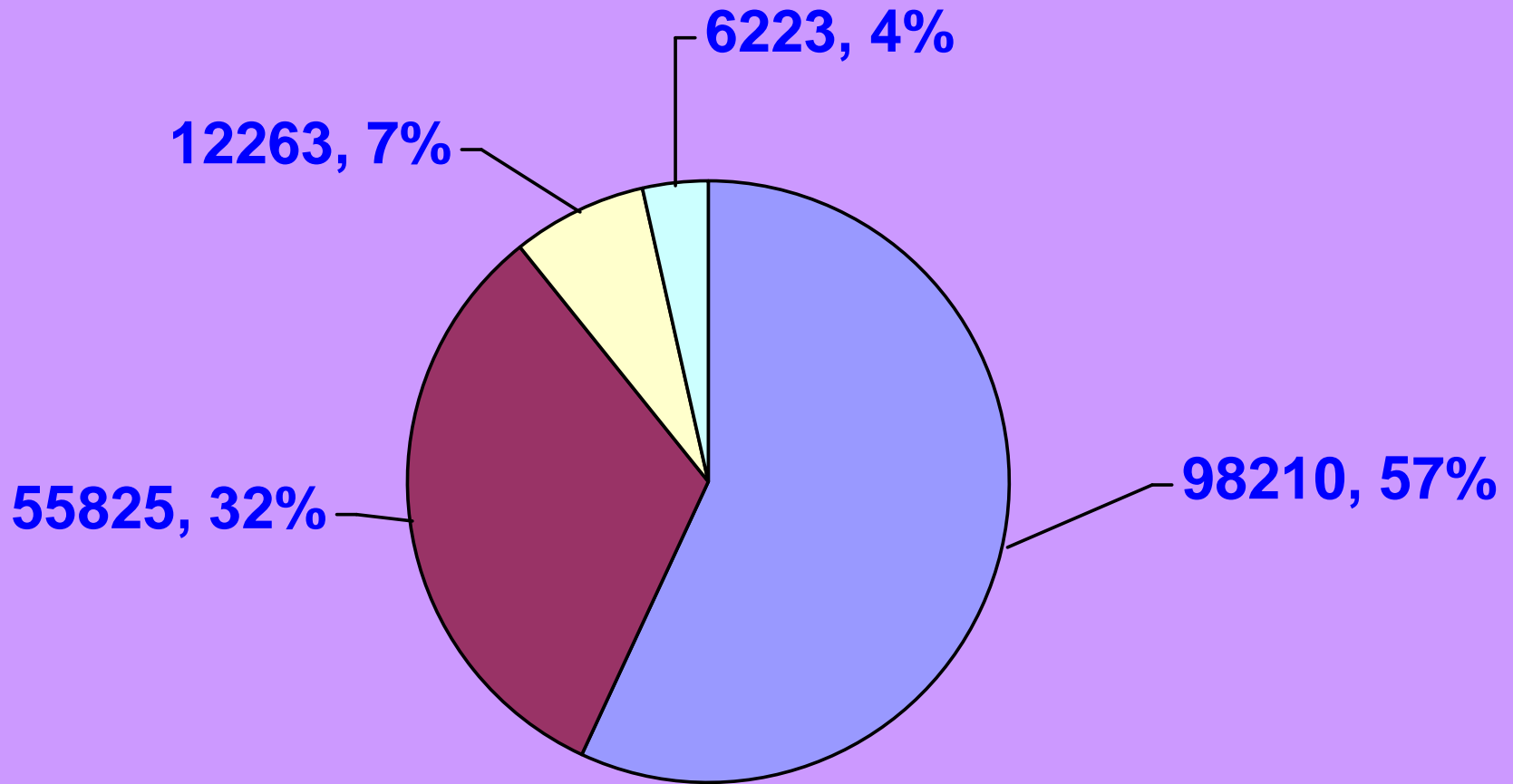


Government **Private** **Govt. Aided** **KV's**

57% Students Appeared Out from DGS



57% Students Passed from DGS



Government **Private** **Govt. Aided** **KVs**

CBSE 2011 Class –XII

Performance Indicator (Government and Private)



Pass Percentage

87.54

Appeared candidates increased by

11652

Difference between Govt. & Public Schools

| Year | Government | Private | Difference |
|------|------------|---------|--------------|
| 2005 | 76.44 | 89.47 | -13.03 |
| 2006 | 78.07 | 88.69 | -10.62 |
| 2007 | 82.73 | 87.84 | -5.11 |
| 2008 | 85.70 | 87.29 | -1.59 |
| 2009 | 87.15 | 86.42 | +0.73 |
| 2010 | 88.87 | 86.38 | +2.49 |
| 2011 | 87.54 | 89.06 | -1.51 |

CLASS – XII

Number of Schools with Pass Percentage

| Year | 100% | >=90% |
|-------------|-------------|-----------------|
| 2011 | 70 | 398 |
| 2010 | 63 | 400 |
| 2009 | 50 | 355 |
| 2008 | 70 | 343 |
| 2007 | 46 | 277 |
| 2006 | 30 | 169 |

CBSE CLASS – XII RESULT 2011

57%(398) schools have attained 90% or above Pass Percentage.

80.3%(560) schools have attained more than 80% Pass Percentage.

School Gender wise Pass Percentage

| Gender | APP | Pass | PP | QI |
|----------------|---------------|--------------|--------------|---------------|
| Boys | 42731 | 34738 | 81.29 | 249.19 |
| Girls | 53830 | 49386 | 91.74 | 282.30 |
| Co. Ed. | 15628 | 14086 | 90.13 | 279.88 |
| Total | 112189 | 98210 | 87.54 | 269.35 |

Shift wise Pass Percentage

| Shift | APP | Pass | PP | QI |
|--------------|---------------|--------------|--------------|---------------|
| Morning | 80649 | 73284 | 90.87 | 279.56 |
| Evening | 31540 | 24926 | 79.03 | 243.27 |
| Total | 112189 | 98210 | 87.54 | 269.35 |

School Category wise Pass Percentage

| Gender | APP | Pass | PP | QI |
|----------------------|---------------|--------------|--------------|---------------|
| RPVV | 2160 | 2115 | 97.92 | 350.14 |
| Sarvodaya | 59384 | 53362 | 89.86 | 274.79 |
| Non-Sarvodaya | 50645 | 42733 | 84.38 | 259.54 |
| Total | 112189 | 98210 | 87.54 | 269.35 |

Stream Wise Pass Percentage 2011

| Stream | APP | Pass | PP | QI |
|---------------|---------------|--------------|--------------|---------------|
| Arts | 72620 | 64029 | 88.17 | 262.45 |
| Commerce | 24716 | 21009 | 85.00 | 265.53 |
| Science | 8361 | 7234 | 86.52 | 305.28 |
| Vocational | 6492 | 5938 | 91.47 | 314.88 |
| Total | 112189 | 98210 | 87.54 | 269.35 |

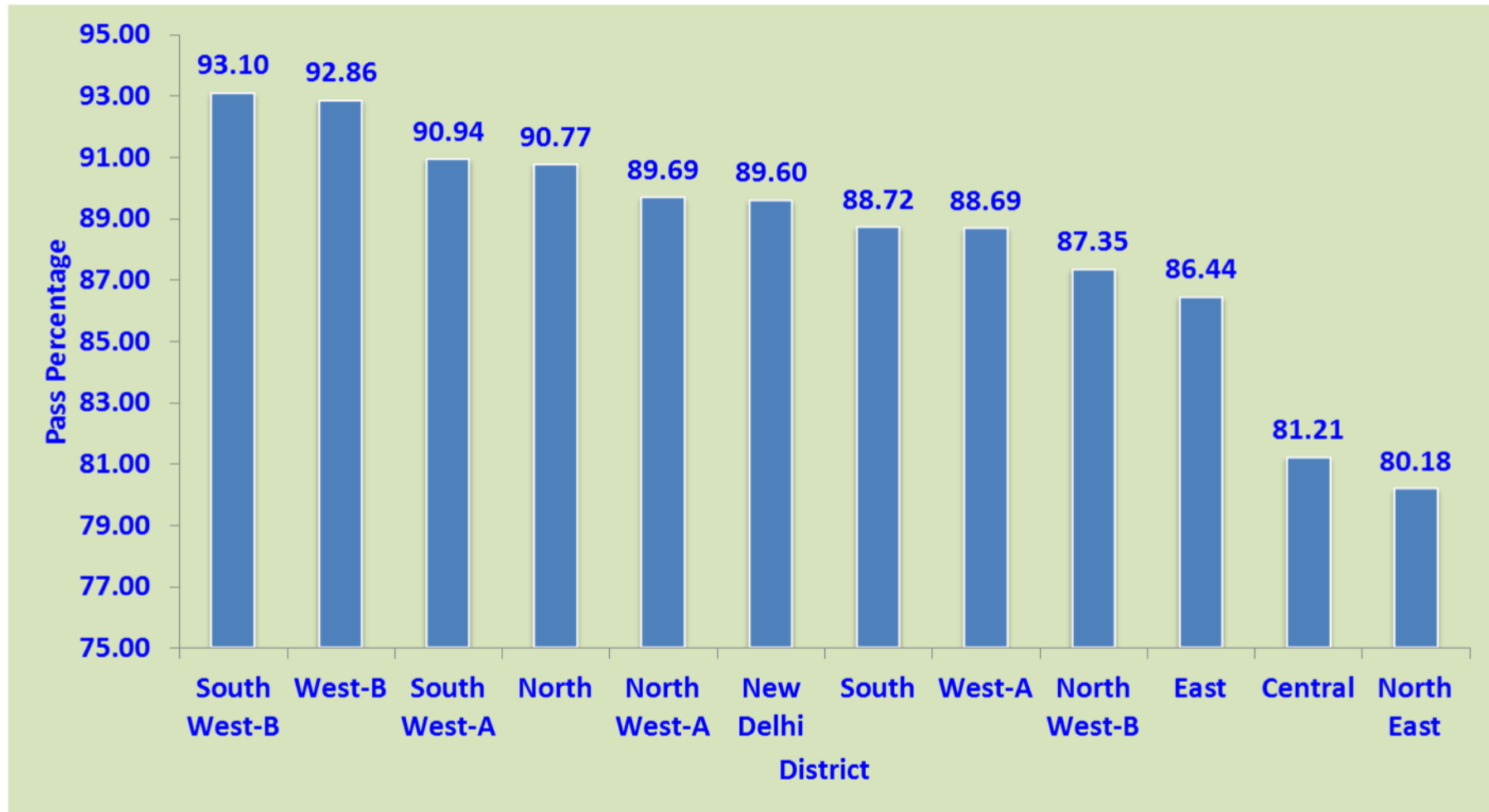
Stream wise Pass Percentage

| Stream | PP11 | PP10 | PP09 | PP 08 | PP 07 | PP 06 |
|-------------------|--------------|--------------|--------------|--------------|--------------|--------------|
| Science | 86.52 | 83.84 | 85.08 | 82.12 | 75.12 | 69.92 |
| Arts | 88.17 | 90.30 | 87.78 | 86.23 | 84.18 | 79.25 |
| Commerce | 85.00 | 86.78 | 86.33 | 85.54 | 81.35 | 78.48 |
| Vocational | 91.47 | 89.86 | 87.14 | 86.53 | 87.97 | 80.08 |

District wise Pass Percentage Class XII CBSE 2011

| District | App | Pass | PP | QI |
|---------------------|---------------|--------------|--------------|---------------|
| South West B | 7554 | 7033 | 93.10 | 292.73 |
| West B | 10391 | 9649 | 92.86 | 281.77 |
| South West A | 4239 | 3855 | 90.94 | 278.88 |
| North | 5340 | 4847 | 90.77 | 280.38 |
| North West A | 11538 | 10348 | 89.69 | 271.23 |
| New Delhi | 606 | 543 | 89.60 | 270.09 |
| South | 16918 | 15010 | 88.72 | 265.62 |
| West A | 6470 | 5738 | 88.69 | 279.50 |
| North West B | 13415 | 11718 | 87.35 | 266.97 |
| East | 12938 | 11184 | 86.44 | 268.27 |
| Central | 1953 | 1586 | 81.21 | 258.02 |
| North East | 20827 | 16699 | 80.18 | 252.01 |
| Total | 112189 | 98210 | 87.54 | 269.35 |

Graphical view of District wise PP CBSE 2011 Class-XII



District Wise CBSE 2011 - Comparison with 2010

| | 2011 | | | | 2010 | | | | Difference | |
|--------------|---------------|--------------|--------------|---------------|--------------|--------------|--------------|---------------|------------|--------|
| District | App | Pass | PP | QI | App | Pass | PP | QI | PP | QI |
| East | 12938 | 11184 | 86.44 | 268.27 | 11488 | 10266 | 89.36 | 290.65 | -2.92 | -22.37 |
| North East | 20827 | 16699 | 80.18 | 252.01 | 17882 | 15270 | 85.39 | 280.41 | -5.21 | -28.40 |
| North | 5340 | 4847 | 90.77 | 280.38 | 4976 | 4531 | 91.06 | 293.99 | -0.29 | -13.61 |
| North West A | 11538 | 10348 | 89.69 | 271.23 | 10141 | 9092 | 89.66 | 286.40 | 0.03 | -15.17 |
| North West B | 13415 | 11718 | 87.35 | 266.97 | 11390 | 10177 | 89.35 | 285.36 | -2.00 | -18.40 |
| West A | 6470 | 5738 | 88.69 | 279.50 | 5689 | 4998 | 87.85 | 296.43 | 0.83 | -16.92 |
| West B | 10391 | 9649 | 92.86 | 281.77 | 8535 | 8031 | 94.09 | 302.49 | -1.24 | -20.72 |
| South West A | 4239 | 3855 | 90.94 | 278.88 | 3831 | 3299 | 86.11 | 288.35 | 4.83 | -9.47 |
| South West B | 7554 | 7033 | 93.10 | 292.73 | 6424 | 5961 | 92.79 | 300.57 | 0.31 | -7.84 |
| South | 16918 | 15010 | 88.72 | 265.62 | 14761 | 12907 | 87.44 | 280.49 | 1.28 | -14.88 |
| New Delhi | 606 | 543 | 89.60 | 270.09 | 501 | 458 | 91.42 | 294.17 | -1.81 | -24.08 |
| Central | 1953 | 1586 | 81.21 | 258.02 | 1784 | 1568 | 87.89 | 281.75 | -6.68 | -23.72 |
| Total | 112189 | 98210 | 87.54 | 269.35 | 97402 | 86558 | 88.87 | 288.13 | | |

District wise Ranking on the basis of PP

| District | 2011 | 2010 | 2009 | 2008 | 2007 |
|---------------------|-----------|-----------|-----------|-----------|-----------|
| South West-B | 1 | 2 | 4 | 5 | 5 |
| West-B | 2 | 1 | 1 | 2 | 1 |
| South West-A | 3 | 11 | 11 | 10 | 11 |
| North | 4 | 4 | 3 | 9 | 4 |
| North West-A | 5 | 5 | 2 | 3 | 2 |
| New Delhi | 6 | 3 | 8 | 7 | 10 |
| South | 7 | 10 | 7 | 8 | 8 |
| West-A | 8 | 9 | 6 | 6 | 7 |
| North West-B | 9 | 7 | 5 | 1 | 3 |
| East | 10 | 6 | 10 | 11 | 6 |
| Central | 11 | 8 | 9 | 4 | 9 |
| North East | 12 | 12 | 12 | 12 | 12 |

CBSE CLASS-XII RESULT

Difference between Top and Bottom Districts Pass Percentage

| 2011 | 2010 | 2009 | 2008 | 2007 | 2006 |
|-------|------|------|-------|------|------|
| 12.92 | 8.70 | 8.67 | 18.75 | 18.6 | 12.9 |

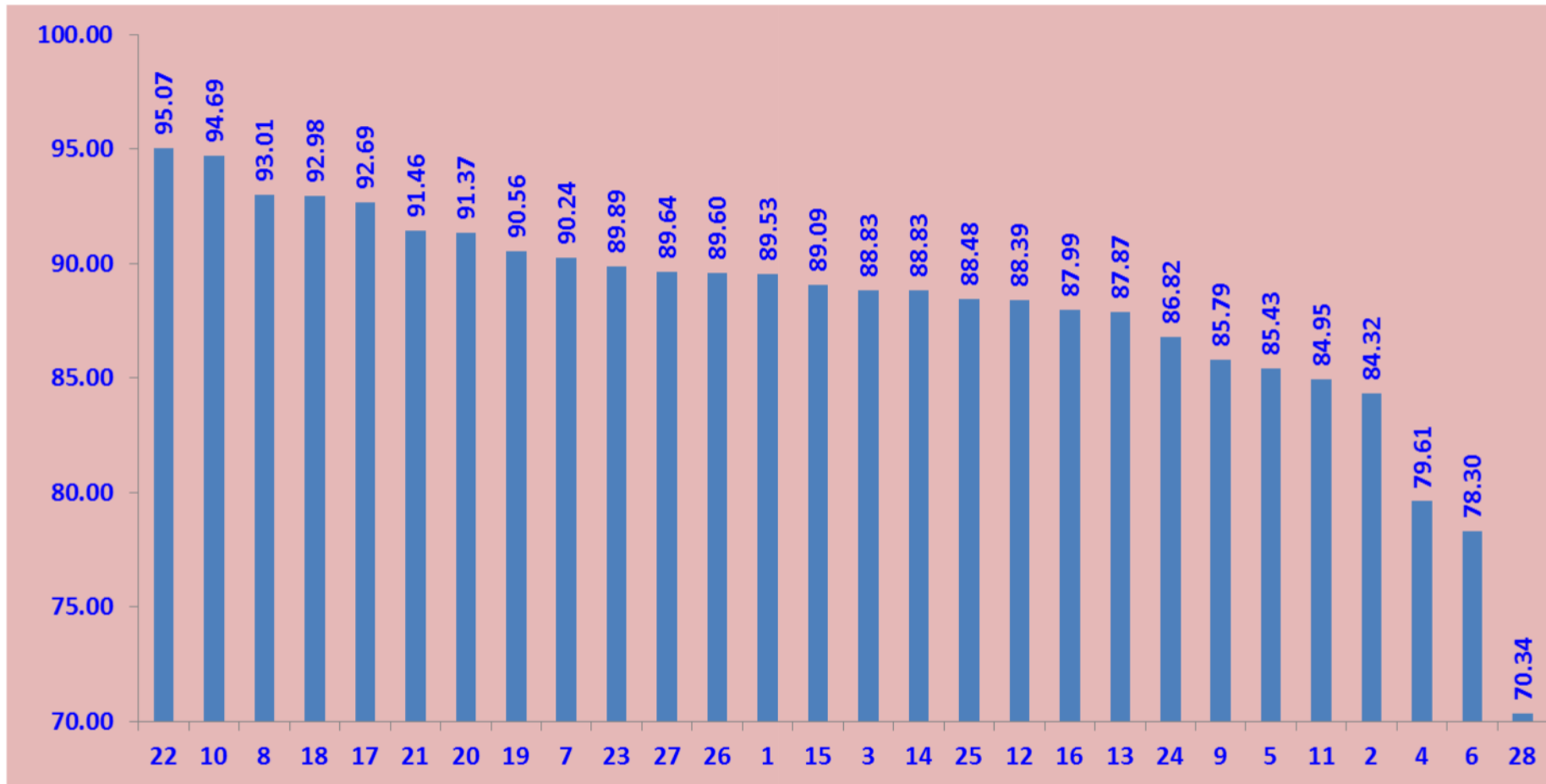
Zone wise CBSE Class 12th 2011

| Zone No. | App | Pass | PP | QI |
|--------------|---------------|--------------|--------------|---------------|
| 22 | 3446 | 3276 | 95.07 | 304.35 |
| 10 | 5050 | 4782 | 94.69 | 289.91 |
| 8 | 1016 | 945 | 93.01 | 280.60 |
| 18 | 6068 | 5642 | 92.98 | 279.02 |
| 17 | 4323 | 4007 | 92.69 | 285.62 |
| 21 | 4108 | 3757 | 91.46 | 282.98 |
| 20 | 2004 | 1831 | 91.37 | 283.91 |
| 19 | 2235 | 2024 | 90.56 | 274.36 |
| 7 | 4324 | 3902 | 90.24 | 280.33 |
| 23 | 5884 | 5289 | 89.89 | 266.94 |
| 27 | 1100 | 986 | 89.64 | 277.73 |
| 26 | 606 | 543 | 89.60 | 270.09 |
| 1 | 2666 | 2387 | 89.53 | 276.28 |
| 15 | 2245 | 2000 | 89.09 | 278.73 |
| Total | 112189 | 98210 | 87.54 | 269.35 |

Zone wise CBSE Class 12th 2011

| Zone No. | App | Pass | PP | QI |
|--------------|---------------|--------------|--------------|---------------|
| 3 | 3000 | 2665 | 88.83 | 278.19 |
| 14 | 2452 | 2178 | 88.83 | 287.99 |
| 25 | 8531 | 7548 | 88.48 | 265.39 |
| 12 | 6073 | 5368 | 88.39 | 256.86 |
| 16 | 1773 | 1560 | 87.99 | 268.75 |
| 13 | 3867 | 3398 | 87.87 | 276.82 |
| 24 | 2503 | 2173 | 86.82 | 263.27 |
| 9 | 6488 | 5566 | 85.79 | 256.70 |
| 5 | 3651 | 3119 | 85.43 | 260.69 |
| 11 | 3475 | 2952 | 84.95 | 273.66 |
| 2 | 7272 | 6132 | 84.32 | 261.25 |
| 4 | 9977 | 7943 | 79.61 | 249.95 |
| 6 | 7199 | 5637 | 78.30 | 250.46 |
| 28 | 853 | 600 | 70.34 | 232.61 |
| Total | 112189 | 98210 | 87.54 | 269.35 |

Zone wise Pass Percentage Class-XII



RPVVs Performance - 2011 CBSE Class-XII at a glance

| S. No. | Sch ID | School Name | APP | Pass | PP | QI | RANK |
|--------|---------|---------------------------------------|-------------|-------------|--------------|---------------|------|
| 1 | 1821137 | Dwarka Sector-10, RPVV | 97 | 97 | 100.00 | 379.35 | 1 |
| 2 | 1617009 | Paschim Vihar, A 6-RPVV | 117 | 116 | 99.15 | 378.56 | 2 |
| 3 | 1001104 | Surajmal Vihar-RPVV | 128 | 128 | 100.00 | 375.47 | 3 |
| 4 | 1514023 | Hari Nagar, Block BE-RPVV | 67 | 67 | 100.00 | 375.21 | 4 |
| 5 | 1003261 | Gandhi Nagar-RPVV | 131 | 131 | 100.00 | 374.26 | 5 |
| 6 | 1925334 | Lajpat Nagar-RPVV | 68 | 68 | 100.00 | 373.24 | 6 |
| 7 | 1208092 | Kishan Ganj-RPVV | 92 | 92 | 100.00 | 369.75 | 7 |
| 8 | 1106252 | Nand Nagri, Block D-RPVV | 99 | 99 | 100.00 | 369.57 | 8 |
| 9 | 1413076 | Rohini, Sector 11-RPVV | 127 | 125 | 98.43 | 367.96 | 9 |
| 10 | 2128031 | Karol Bagh, Link Road, Plot No.1-RPVV | 65 | 65 | 100.00 | 358.94 | 10 |
| 11 | 1309124 | Shalimar Bagh, Block BT-RPVV | 80 | 75 | 93.75 | 357.36 | 11 |
| 12 | 1104149 | Yamuna Vihar, Block B-RPVV | 150 | 141 | 94.00 | 349.74 | 12 |
| 13 | 1207113 | Civil Lines, RPVV | 174 | 169 | 97.13 | 336.94 | 13 |
| 14 | 1207107 | Sham Nath Marg, RPVV | 149 | 148 | 99.33 | 336.86 | 14 |
| 15 | 1924038 | Lodhi Road, Tyagraj Nagar-RPVV | 80 | 79 | 98.75 | 328.76 | 15 |
| 16 | 1310409 | Narela, A-10 Pocket-5, RPVV | 115 | 115 | 100.00 | 324.10 | 16 |
| 17 | 1720031 | Vasant Kunj, B1-RPVV | 113 | 113 | 100.00 | 322.65 | 17 |
| 18 | 1207108 | Raj Niwas Marg, RPVV | 167 | 153 | 91.62 | 320.78 | 18 |
| 19 | 1207008 | Shankaracharya Marg, RPVV | 141 | 134 | 95.04 | 308.28 | 19 |
| | | | 2160 | 2115 | 97.92 | 350.14 | |

RPVVs – A comparison with last year

| Sl. No. | School ID | School Name | 2011 | | | | 2010 | | | | DIFF | |
|---------|-----------|---------------------|------|-----|--------|-------|------|-----|--------|--------|-------|--------|
| | | | A | P | PP | QI | A | P | PP | QI | PP | QI |
| 1 | 1001104 | Surajmal Vihar | 128 | 128 | 100.00 | 375.5 | 137 | 135 | 98.54 | 387.29 | 1.46 | -11.83 |
| 2 | 1003261 | Gandhi Nagar | 131 | 131 | 100.00 | 374.3 | 134 | 134 | 100.00 | 386.34 | 0.00 | -12.09 |
| 3 | 1104149 | Yamuna Vihar | 150 | 141 | 94.00 | 349.7 | 154 | 152 | 98.70 | 370.46 | -4.70 | -20.72 |
| 4 | 1106252 | Nand Nagri | 99 | 99 | 100.00 | 369.6 | 99 | 98 | 98.99 | 370.61 | 1.01 | -1.05 |
| 5 | 1207008 | Shankaracharya Marg | 141 | 134 | 95.04 | 308.3 | 138 | 134 | 97.10 | 324.25 | -2.06 | -15.98 |
| 6 | 1207107 | Sham Nath Marg | 149 | 148 | 99.33 | 336.9 | 145 | 143 | 98.62 | 338.36 | 0.71 | -1.51 |
| 7 | 1207108 | Raj Niwas Marg | 167 | 153 | 91.62 | 320.8 | 144 | 132 | 91.67 | 335.86 | -0.05 | -15.08 |
| 8 | 1207113 | Civil Lines | 174 | 169 | 97.13 | 336.9 | 179 | 179 | 100.00 | 333.67 | -2.87 | 3.26 |
| 9 | 1208092 | Kishan Ganj | 92 | 92 | 100.00 | 369.8 | 84 | 83 | 98.81 | 366.45 | 1.19 | 3.30 |
| 10 | 1309124 | Shalimar Bagh | 80 | 75 | 93.75 | 357.4 | 90 | 82 | 91.11 | 346.81 | 2.64 | 10.55 |
| 11 | 1310409 | Narela | 115 | 115 | 100.00 | 324.1 | 82 | 82 | 100.00 | 334.29 | 0.00 | -10.19 |
| 12 | 1413076 | Rohini | 127 | 125 | 98.43 | 368 | 128 | 127 | 99.22 | 377.36 | -0.79 | -9.40 |
| 13 | 1514023 | Hari Nagar | 67 | 67 | 100.00 | 375.2 | 60 | 59 | 98.33 | 387.20 | 1.67 | -12.00 |
| 14 | 1617009 | Paschim Vihar | 117 | 116 | 99.15 | 378.6 | 110 | 110 | 100.00 | 388.03 | -0.85 | -9.48 |
| 15 | 1720031 | Vasant Kunj | 113 | 113 | 100.00 | 322.7 | 112 | 108 | 96.43 | 331.63 | 3.57 | -8.98 |
| 16 | 1821137 | Dwarka | 97 | 97 | 100.00 | 379.4 | 94 | 94 | 100.00 | 391.04 | 0.00 | -11.69 |
| 17 | 1924038 | Lodhi Road | 80 | 79 | 98.75 | 328.8 | 84 | 81 | 96.43 | 346.51 | 2.32 | -17.75 |
| 18 | 1925334 | Lajpat Nagar | 68 | 68 | 100.00 | 373.2 | 63 | 62 | 98.41 | 366.35 | 1.529 | 6.88 |
| 19 | 2128031 | Karol Bagh | 65 | 65 | 100.00 | 358.9 | 58 | 58 | 100.00 | 388.00 | 0.00 | -29.07 |

Top 15 Non-Pratibha Schools - Class XII CBSE 2011

| Sl. No. | School ID | School Name | App | Pass | PP | QI | Ra nk | Over all Delhi Rank |
|---------|-----------|--------------------------------|-----|------|--------|--------|----------|---------------------------|
| 1 | 1208025 | Pul Bangash-SKV | 15 | 15 | 100.00 | 366.60 | 10 | 137 |
| 2 | 1822056 | Khaira-GGSSS | 102 | 100 | 98.04 | 355.17 | 13 | 181 |
| 3 | 1822031 | Khera Dabar-G(Co-ed)SSS | 42 | 42 | 100.00 | 347.88 | 15 | 211 |
| 4 | 1822048 | Ujwa-GGSSS | 36 | 36 | 100.00 | 347.14 | 16 | 213 |
| 5 | 1821204 | Dwarka Sector-22, G(Co-ed)SSS | 42 | 41 | 97.62 | 346.81 | 17 | 217 |
| 6 | 1310036 | Narela, No.1-SKV | 320 | 319 | 99.69 | 341.37 | 18 | 236 |
| 7 | 1822058 | Pandawala Khurd-GGSSS | 53 | 53 | 100.00 | 338.72 | 19 | 245 |
| 8 | 1310032 | Prahalad Pur-SKV | 131 | 131 | 100.00 | 334.53 | 22 | 266 |
| 9 | 1821033 | Shahabad Mohammadpur-GGSSS | 39 | 36 | 92.31 | 332.26 | 23 | 271 |
| 10 | 1310019 | Bawana-GBSSS | 223 | 221 | 99.10 | 331.09 | 24 | 275 |
| 11 | 1821022 | Samalka-SKV | 93 | 88 | 94.62 | 330.43 | 25 | 276 |
| 12 | 1207037 | Shakti Nagar, No.1-SKV | 215 | 214 | 99.53 | 330.33 | 26 | 277 |
| 13 | 1207039 | Roop Nagar, No.1-GGSSS | 284 | 262 | 92.25 | 329.82 | 27 | 279 |
| 14 | 1822066 | Najafgarh, Jharoda Kalan-GGSSS | 71 | 71 | 100.00 | 327.72 | 29 | 293 |
| 15 | 1413025 | Kanjhawala-SKV | 114 | 112 | 98.25 | 327.67 | 30 | 294 30 |

PP & QI of Urdu Medium schools -2011

| Sl. No. | School ID | School Name | App | Pass | PP | QI |
|---------|-----------|---|-------------|-------------|---------------|---------------|
| 1 | 2127017 | Jama Masjid, No.2-SKV | 97 | 95 | 97.94 | 308.93 |
| 2 | 2127179 | Lal Kuan, Zeenat Mahal, No.2-SKV | 65 | 63 | 96.92 | 299.25 |
| 3 | 1925049 | Joga Bai-GGSSS | 88 | 85 | 96.59 | 295.47 |
| 4 | 2127025 | Chashma Building(Urdu Medium)-GGSSS | 55 | 53 | 96.36 | 306.96 |
| 5 | 1105018 | Jafrabad, Zeenat Mahal(Urdu Medium)-SKV | 329 | 293 | 89.06 | 283.68 |
| 6 | 1925035 | Noor Nagar-SKV | 202 | 177 | 87.62 | 292.88 |
| 7 | 1925052 | Joga Bai-GBSSS | 54 | 47 | 87.04 | 254.39 |
| 8 | 2127003 | Darya Ganj, Pataudi House-SBV | 77 | 66 | 85.71 | 251.26 |
| 9 | 2127021 | Bulbuli Khana-SKV | 128 | 107 | 83.59 | 291.94 |
| 10 | 2127002 | Jama Masjid, No.1(Urdu Medium)-SBV | 39 | 29 | 74.36 | 251.33 |
| 11 | 1105008 | Jafrabad-GBSSS | 109 | 72 | 66.06 | 233.28 |
| 12 | 1925002 | Noor Nagar-GBSSS | 300 | 170 | 56.67 | 213.43 |
| | | Total | 1543 | 1257 | 81.465 | 268.64 |

PP & QI of Urdu Medium schools -2011 & 2010

| SCHID | SCHNAME | 2011 | | | | 2010 | | | | | |
|--------------|---|-------------|-------------|--------------|--------|-------------|-------------|--------------|--------------|--------|---------|
| | | APP | PASS | PP | QI | APP | PASS | PP | PP DIFF | QI | QI DIFF |
| 1105008 | Jafrabad-GBSSS | 109 | 72 | 66.1 | 233.28 | 65 | 65 | 100 | -33.94 | 326.63 | -93.35 |
| 1105018 | Jafrabad, Zeenat Mahal(Urdu Medium)-SKV | 329 | 293 | 89.1 | 283.68 | 265 | 259 | 97.73 | -8.67 | 315 | -31.32 |
| 1925002 | Noor Nagar-GBSSS | 300 | 170 | 56.7 | 213.43 | 203 | 146 | 71.92 | -15.25 | 249.56 | -36.13 |
| 1925035 | Noor Nagar-SKV | 202 | 177 | 87.6 | 292.88 | 170 | 152 | 89.41 | -1.79 | 308.5 | -15.62 |
| 1925049 | Joga Bai-GGSSS | 88 | 85 | 96.6 | 295.47 | 89 | 86 | 96.62 | -0.03 | 293.34 | 2.13 |
| 1925052 | Joga Bai-GBSSS | 54 | 47 | 87 | 254.39 | 34 | 30 | 88.23 | -1.19 | 255.44 | -1.05 |
| 2127002 | Jama Masjid, No.1(Urdu Medium)-SBV | 39 | 29 | 74.4 | 251.33 | 46 | 26 | 56.52 | 17.84 | 234.69 | 16.64 |
| 2127003 | Darya Ganj, Pataudi House-SBV | 77 | 66 | 85.7 | 251.26 | 75 | 72 | 96 | -10.29 | 281.81 | -30.55 |
| 2127017 | Jama Masjid, No.2-SKV | 97 | 95 | 97.9 | 308.93 | 56 | 53 | 94.64 | 3.3 | 341.19 | -32.26 |
| 2127021 | Bulbuli Khana-SKV | 128 | 107 | 83.6 | 291.94 | 109 | 94 | 86.23 | -2.64 | 291.3 | 0.64 |
| 2127025 | Chashma Building(Urdu Medium)-GGSSS | 55 | 53 | 96.4 | 306.96 | 41 | 40 | 97.56 | -1.2 | 331.46 | -24.50 |
| 2127179 | Lal Kuan, Zeenat Mahal, No.2-SKV | 65 | 63 | 96.9 | 299.25 | 42 | 42 | 100 | -3.08 | 359.97 | -60.72 |
| TOTAL | | 1543 | 1257 | 81.46 | | 1195 | 1065 | 89.12 | -3.08 | | |

Top Govt. School in Overall (QI)

In overall Delhi Region
RPVV Dwarka with 379.35 marks
has 84th **Rank**

Among DGSs this school stands on Top

Last year, the same school was at 37th
Rank with 391.04 marks

CBSE CLASS – XII RESULT 2011

Govt. Schools in Top 100 Over All(QI) Class - XII

- 2004-05 One
- 2005-06 Four
- 2006-07 Nine
- 2007-08 Nine
- 2008-09 Ten
- 2009-10 Seven
- 2010-11 Four

The number of Government Schools among top 100 schools of Delhi

| <i>Sl. No.</i> | <i>School ID</i> | <i>School Name</i> | <i>Head of School</i> |
|----------------|------------------|----------------------------|-------------------------|
| 1 | 1821137 | Dwarka Sector-10, RPVV | Mr. Devendra Singh |
| 2 | 1617009 | Paschim Vihar, A 6- RPVV | Mrs. Archana Vishwadeep |
| 3 | 1001104 | RPVV, Surajmal Vihar | Mrs. P. Lata Tara |
| 4 | 1514023 | Hari Nagar, Block BE- RPVV | Mrs. Usha Rani |

The highest ranking non-RPVV School is SKV, Pul Bangash, is at Rank 137.

No. of Schools with Pass Percentage a comparison between 2011 & 2010

| YEAR | 100% | >=90 % & <10 0% | <=80 %& <90 % | <=70 %& <80 % | <=60 %& <70 % | <60 % | TOTAL |
|-------------|-------------|--|--|--|--|---------------------|--------------|
| 2011 | 70 | 328 | 162 | 81 | 29 | 27 | 697 |
| 2010 | 63 | 337 | 161 | 63 | 27 | 17 | 668 |
| | +13 | -9 | +1 | +8 | +2 | +10 | |

Class-XII CBSE 2011

No. of Schools whose PP has

| Category | Increased | Decreased |
|----------------|------------|------------|
| $\leq 10\%$ | 238 | 254 |
| $> 10 \leq 20$ | 54 | 57 |
| $> 20 \leq 30$ | 7 | 15 |
| $> 30 \leq 40$ | 6 | 9 |
| > 40 | 2 | 1 |
| | 307 | 336 |

CBSE Class-XII 2011

Number of Schools whose PP has

| Year | Increased | Declined | No change | First Time | Total |
|------|-----------|----------|-----------|------------|-------|
| 2011 | 307 | 336 | 24 | 29 | 697 |
| 2010 | 366 | 275 | 18 | 9 | 668 |
| | -59 | +61 | +6 | 20 | +29 |

CBSE Class-12th - District wise No. of Schools having PP

| District | Total Schools | 100% | >=90% AND <100% | >=80% AND <90% | >=70% AND <80% | >=60% AND <70% | <60% |
|--------------|---------------|-----------|-----------------------|----------------------|----------------------|----------------------|-----------|
| EAST | 83 | 5 | 33 | 28 | 10 | 3 | 4 |
| NORTH-EAST | 80 | 2 | 24 | 23 | 17 | 6 | 8 |
| NORTH | 41 | 5 | 24 | 7 | 3 | 2 | 0 |
| NORTH-WEST-A | 73 | 15 | 38 | 8 | 4 | 2 | 6 |
| NORTH-WEST-B | 84 | 3 | 41 | 20 | 12 | 6 | 2 |
| WEST-A | 46 | 2 | 22 | 14 | 6 | 2 | 0 |
| WEST-B | 53 | 5 | 32 | 12 | 2 | 1 | 1 |
| SOUTH-WEST-A | 35 | 4 | 23 | 5 | 3 | 0 | 0 |
| SOUTH-WEST-B | 70 | 17 | 33 | 11 | 7 | 2 | 0 |
| SOUTH | 101 | 7 | 47 | 31 | 12 | 1 | 3 |
| NEW-DELHI | 5 | 0 | 3 | 0 | 2 | 0 | 0 |
| CENTRAL | 26 | 5 | 8 | 3 | 3 | 4 | 3 |
| TOTAL | 697 | 70 | 328 | 162 | 81 | 29 | 27 |

Zone wise number of school and their PP

| Zone No. | Total Schools | 100% | >=90% AND <100% | >=80% AND <90% | >=70% AND <80% | >=60% AND <70% | <60% |
|----------|---------------|------|-----------------------|-------------------|-------------------|-------------------|-----------------|
| 1 | 20 | 2 | 9 | 6 | 2 | 1 | 0 |
| 2 | 41 | 2 | 16 | 12 | 6 | 2 | 3 |
| 3 | 22 | 1 | 8 | 10 | 2 | 0 | 1 |
| 4 | 34 | 0 | 12 | 7 | 7 | 4 | 4 |
| 5 | 21 | 1 | 8 | 8 | 1 | 2 | 1 |
| 6 | 25 | 1 | 4 | 8 | 9 | 0 | 3 |
| 7 | 29 | 1 | 18 | 6 | 3 | 1 | 0 |
| 8 | 12 | 4 | 6 | 1 | 0 | 1 | 0 |
| 9 | 39 | 3 | 21 | 5 | 4 | 2 | 4 |
| 10 | 34 | 12 | 17 | 3 | 0 | 0 | 2 |
| 11 | 31 | 0 | 13 | 8 | 5 | 4 | 1 |
| 12 | 30 | 2 | 13 | 7 | 6 | 2 | 0 |
| 13 | 23 | 1 | 15 | 5 | 1 | 0 | 1 |
| 14 | 16 | 1 | 7 | 5 | 2 | 1 | ⁴⁰ 0 |

Zone wise number of school and their PP

| Zone No. | Total Schools | 100% | >=90% AND <100% | >=80% AND <90% | >=70% AND <80% | >=60% AND <70% | <60% |
|--------------|---------------|-----------|-----------------|----------------|----------------|----------------|-----------------|
| 15 | 16 | 1 | 8 | 5 | 2 | 0 | 0 |
| 16 | 14 | 0 | 7 | 4 | 2 | 1 | 0 |
| 17 | 26 | 4 | 15 | 4 | 1 | 1 | 1 |
| 18 | 27 | 1 | 17 | 8 | 1 | 0 | 0 |
| 19 | 18 | 0 | 14 | 2 | 2 | | 0 |
| 20 | 17 | 4 | 9 | 3 | 1 | 0 | 0 |
| 21 | 32 | 4 | 18 | 6 | 4 | 0 | 0 |
| 22 | 38 | 13 | 15 | 5 | 3 | 2 | 0 |
| 23 | 34 | 3 | 16 | 6 | 7 | 1 | 1 |
| 24 | 22 | 1 | 11 | 8 | 1 | 0 | 1 |
| 25 | 45 | 3 | 20 | 17 | 4 | 0 | 1 |
| 26 | 5 | 0 | 3 | 0 | 2 | 0 | 0 |
| 27 | 14 | 4 | 6 | 2 | 2 | 0 | 0 |
| 28 | 12 | 1 | 2 | 1 | 1 | 4 | 3 ⁴¹ |
| TOTAL | 697 | 70 | 328 | 162 | 81 | 29 | 27 |

CBSE CLASS – XII RESULT 2011

Less than 50% Result 8

| Sl. No. | School ID | School Name | 2011 | | | | 2010 | | | | Diff | |
|---------|-----------|--|------|------|-------|--------|------|------|-------|--------|--------|--------|
| | | | APP | PASS | PP | QI | AP P | PASS | PP | QI | PP | QI |
| 1 | 1104335 | Sonia Vihar-GGSSS | 230 | 78 | 33.91 | 208.82 | | | | | | |
| 2 | 1309012 | Rana Partap Bagh-SBV | 40 | 16 | 40.00 | 218.80 | 10 | 7 | 70.00 | 245.00 | -30.00 | -26.20 |
| 3 | 1104003 | Yamuna Vihar, Block B, No.2-SBV | 257 | 104 | 40.47 | 183.74 | 144 | 126 | 87.50 | 252.75 | -47.03 | -69.01 |
| 4 | 1923011 | Dr. Ambedkar Nagar, Sector V-GBSSS (Shaheed Anushuya Prasad) | 130 | 53 | 40.77 | 223.02 | 108 | 80 | 74.07 | 229.93 | -33.30 | -6.91 |
| 5 | 1106006 | Shahdara, Mansarovar Park, No.1-GBSSS | 619 | 259 | 41.84 | 207.81 | 419 | 222 | 52.98 | 250.08 | -11.14 | -42.27 |
| 6 | 2128007 | Dev Nagar-GBSSS | 26 | 11 | 42.31 | 186.50 | 31 | 23 | 74.19 | 254.80 | -31.88 | -68.30 |
| 7 | 1310420 | Siraspur-GBSSS | 14 | 6 | 42.86 | 199.64 | | | | | | |
| 8 | 1309007 | Shalimar Bagh, Block AP-GBSSS | 126 | 62 | 49.21 | 220.40 | 86 | 57 | 66.27 | 238.57 | -17.06 | -18.17 |

In 2010, there were 5 schools in this category.

Quality performance

| Average marks obtained | 2010 | 2011 | Difference |
|-------------------------------|-------------|-------------|-------------------|
| $\geq 90\%$ | 104 | 201 | + 97 |
| $\geq 75\%$ | 5296 | 4949 | - 653 |

No. of Students obtained 100/100 in Mathematics

| Year | No. of Students |
|-------------|------------------------|
| 2008 | 3 |
| 2009 | 8 |
| 2010 | 1 |
| 2011 | 29 |

SUBJECT WISE COMPARISON BETWEEN GOV AND PUBLIC SCHOOLS

| Sl. No. | Subject | Govt. | | Public | | Diff | |
|---------|------------------|-------|-------|--------|-------|-------|--------|
| | | PP | QI | PP | QI | PP | QI |
| 1 | ACCOUNTANCY | 84.80 | 57.23 | 87.10 | 65.06 | -2.29 | -7.83 |
| 2 | BIOLOGY | 84.45 | 59.89 | 90.24 | 73.52 | -5.79 | -13.63 |
| 3 | BUSINESS STUDIES | 85.23 | 47.67 | 87.06 | 63.75 | -1.83 | -16.08 |
| 4 | CHEMISTRY | 86.52 | 58.65 | 91.61 | 68.91 | -5.09 | -10.26 |
| 5 | COMPUTER SCIENCE | 90.02 | 62.28 | 93.25 | 74.30 | -3.23 | -12.01 |
| 6 | ECONOMICS | 84.54 | 35.24 | 87.44 | 53.14 | -2.90 | -17.89 |
| 7 | ENGLISH CORE | 87.35 | 48.39 | 88.79 | 74.21 | -1.44 | -25.82 |
| 8 | ENGLISH ELECTIVE | 72.62 | 25.83 | 0.00 | 0.00 | | |
| 9 | GEOGRAPHY | 84.39 | 59.53 | 92.27 | 67.25 | -7.88 | -7.72 |
| 10 | HINDI CORE | 92.90 | 51.59 | 79.63 | 57.35 | 13.27 | -5.76 |
| 11 | HINDI ELECTIVE | 88.75 | 57.34 | 77.50 | 57.92 | 11.24 | -0.59 |
| 12 | HISTORY | 89.05 | 50.02 | 88.66 | 60.83 | 0.39 | -10.80 |
| 13 | HOME SCIENCE | 93.49 | 66.85 | 91.02 | 69.30 | 2.47 | -2.45 |

Subject wise number of Students Failed

| Subject | App | Pass | Failed |
|--------------------|------------|-------------|---------------|
| ENGLISH CORE | 90259 | 78839 | 11420 |
| ECONOMICS | 66274 | 56029 | 10245 |
| PHYSICAL EDUCATION | 77497 | 68506 | 8991 |
| HINDI ELECTIVE | 78301 | 69490 | 8811 |
| POLITICAL SCIENCE | 71385 | 63083 | 8302 |
| HISTORY | 54125 | 48199 | 5926 |
| MATHEMATICS | 30969 | 26496 | 4473 |
| BUSINESS STUDIES | 26546 | 22625 | 3921 |
| ACCOUNTANCY | 25624 | 21730 | 3894 |
| GEOGRAPHY | 18825 | 15886 | 2939 |
| SANSKRIT CORE | 20321 | 17795 | 2526 |
| HOME SCIENCE | 33758 | 31560 | 2198 |
| CHEMISTRY | 8361 | 7234 | 1127 |
| PHYSICS | 8361 | 7234 | 1127 |
| BIOLOGY | 5047 | 4262 | 785 |
| SOCIOLOGY | 7118 | 6416 | 702 |
| SANSKRIT ELECTIVE | 1775 | 1441 | 334 |
| ENGLISH ELECTIVE | 1216 | 883 | 333 |
| INFORMATICS PRAC. | 2064 | 1779 | 285 |
| URDU ELECTIVE | 910 | 746 | 164 |
| COMPUTER SCIENCE | 1603 | 1443 | 160 |
| PUNJABI | 413 | 365 | 48 |
| HINDI CORE | 521 | 484 | 37 |
| MULTIMEDIA & WEB T | 123 | 109 | 14 |
| URDU CORE | 134 | 120 | 14 |

| SUBJECT WISE COMPARISION BETWEEN GOV AND PUBLIC SCHOOLS | | | | | | | |
|--|--------------------|--------------|-----------|---------------|-----------|-------------|-----------|
| Sl. No. | Subject | Govt. | | Public | | Diff | |
| | | PP | QI | PP | QI | PP | QI |
| 14 | INFORMATICS PRAC. | 86.19 | 55.61 | 86.72 | 66.33 | -0.52 | -10.72 |
| 15 | MATHEMATICS | 85.56 | 49.53 | 91.49 | 63.23 | -5.93 | -13.70 |
| 16 | MULTIMEDIA & WEB T | 88.62 | 55.32 | 94.21 | 74.08 | -5.59 | -18.77 |
| 17 | PHYSICAL EDUCATION | 88.40 | 59.90 | 84.54 | 66.64 | 3.86 | -6.74 |
| 18 | PHYSICS | 86.52 | 57.52 | 91.61 | 68.67 | -5.09 | -11.15 |
| 19 | POLITICAL SCIENCE | 88.37 | 47.22 | 86.01 | 58.02 | 2.36 | -10.80 |
| 20 | PUNJABI | 88.38 | 54.58 | 76.02 | 48.32 | 12.36 | 6.26 |
| 21 | SANSKRIT CORE | 87.57 | 51.43 | 50.00 | 45.07 | 37.57 | 6.35 |
| 22 | SANSKRIT ELECTIVE | 81.18 | 38.05 | 68.00 | 35.64 | 13.18 | 2.41 |
| 23 | SOCIOLOGY | 90.14 | 53.11 | 88.93 | 64.78 | 1.20 | -11.67 |
| 24 | URDU CORE | 89.55 | 59.76 | 0.00 | 0.00 | 89.55 | 59.76 |
| 25 | URDU ELECTIVE | 81.98 | 51.84 | 96.75 | 45.27 | -14.77 | 6.57 |

SUBJECT WISE COMPARISION WITH 2010

| Sl. No. | SUBJECT | 2011 | | 2010 | | DIFFERENCE | |
|---------|-------------------------|-------|-------|-------|-------|------------|-------|
| | | PP | QI | PP | QI | PP | QI |
| 1 | ACCOUNTANCY | 84.80 | 57.23 | 91.98 | 57.88 | -7.18 | -0.65 |
| 2 | BIOLOGY | 84.45 | 59.89 | 83.65 | 57.51 | 0.80 | 2.38 |
| 3 | BUSINESS STUDIES | 85.23 | 47.67 | 91.49 | 52.54 | -6.26 | -4.87 |
| 4 | CHEMISTRY | 86.52 | 58.65 | 89.88 | 64.52 | -3.36 | -5.87 |
| 5 | COMPUTER SCIENCE | 90.02 | 62.28 | 92.86 | 63.59 | -2.84 | -1.31 |
| 6 | ECONOMICS | 84.54 | 35.24 | 83.3 | 44.22 | 1.24 | -8.98 |
| 7 | ENGLISH CORE | 87.35 | 48.39 | 90.71 | 48.41 | -3.36 | -0.02 |
| 8 | ENGLISH ELECTIVE | 72.62 | 25.83 | 31.9 | 24.15 | 40.72 | 1.68 |
| 9 | GEOGRAPHY | 84.39 | 59.53 | 96.51 | 61.59 | -12.12 | -2.06 |
| 10 | HINDI CORE | 92.90 | 51.59 | 97.68 | 53.1 | -4.78 | -1.51 |
| 11 | HINDI ELECTIVE | 88.75 | 57.34 | 99.2 | 56.49 | -10.45 | 0.85 |
| 12 | HISTORY | 89.05 | 50.02 | 97.69 | 49.59 | -8.64 | 0.43 |

SUBJECT WISE COMPARISION WITH 2010

| Sl. No. | SUBJECT | 2011 | | 2010 | | DIFFERENCE | |
|---------|--------------------|-------|-------|-------|-------|------------|--------|
| | | PP | QI | PP | QI | PP | QI |
| 13 | HOME SCIENCE | 93.49 | 66.85 | 99.16 | 67.02 | -5.67 | -0.17 |
| 14 | INFORMATICS PRAC. | 86.19 | 55.61 | 75.39 | 53.01 | 10.80 | 2.60 |
| 15 | MATHEMATICS | 85.56 | 49.53 | 81.28 | 45.73 | 4.28 | 3.80 |
| 16 | MULTIMEDIA & WEB T | 88.62 | 55.32 | 73.3 | 50.31 | 15.32 | 5.01 |
| 17 | PHYSICAL EDUCATION | 88.40 | 59.90 | 98.53 | 63.66 | -10.13 | -3.76 |
| 18 | PHYSICS | 86.52 | 57.52 | 83.63 | 57.32 | 2.89 | 0.20 |
| 19 | POLITICAL SCIENCE | 88.37 | 47.22 | 92.35 | 49.36 | -3.98 | -2.14 |
| 20 | PUNJABI | 88.38 | 54.58 | 99.43 | 60.75 | -11.05 | -6.17 |
| 21 | SANSKRIT CORE | 87.57 | 51.43 | 98.75 | 55.31 | -11.18 | -3.88 |
| 22 | SANSKRIT ELECTIVE | 81.18 | 38.05 | 92.1 | 41.82 | -10.92 | -3.77 |
| 23 | SOCIOLOGY | 90.14 | 53.11 | 95.99 | 56.18 | -5.85 | -3.07 |
| 24 | URDU CORE | 89.55 | 59.76 | 100 | 71.9 | -10.45 | -12.14 |
| 25 | URDU ELECTIVE | 81.98 | 51.84 | 94.13 | 57.48 | -12.15 | -5.64 |

Number of students failed because of a single subject

| Sr.No. | Subject Name | No. of Failed Students |
|---------------|---------------------|-------------------------------|
| 1 | ECONOMICS | 864 |
| 2 | ENGLISH CORE | 441 |
| 3 | POLITICAL SCIENCE | 371 |
| 4 | MATHEMATICS | 156 |
| 5 | PHYSICS | 84 |
| 6 | BUSINESS STUDIES | 82 |
| 7 | HISTORY | 61 |
| 8 | CHEMISTRY | 54 |
| 9 | HINDI ELECTIVE | 44 |
| 10 | GEOGRAPHY | 26 |
| 11 | PHYSICAL EDUCATION | 20 |
| 12 | ACCOUNTANCY | 19 |
| 13 | HOME SCIENCE | 13 |
| 14 | BIOLOGY | 12 |
| 15 | SANSKRIT CORE | 7 |
| 16 | HINDI CORE | 6 |

Number of students failed because of a single subject

| Sr.No. | Subject Name | No. of Failed Students |
|---------------|---------------------|-------------------------------|
| 17 | SANSKRIT ELECTIVE | 5 |
| 18 | ENGLISH ELECTIVE | 2 |
| 19 | SOCIOLOGY | 2 |
| 20 | OFFCE PROC.& PRAC. | 2 |
| 21 | FLORICULTURE | 2 |
| 22 | B THERAPY &H DR-II | 2 |
| 23 | CLSFN.&CATALOGUING | 2 |
| 24 | MUSIC HIND.VOCAL | 1 |
| 25 | INFORMATICS PRAC. | 1 |
| 26 | MULTIMEDIA & WEB T | 1 |
| 27 | COMPUTER SCIENCE | 1 |
| 28 | TYPOGRAPHY &CA HIN | 1 |
| 29 | ENGINEERING SCI. | 1 |
| 30 | POST HARV TECH&PRD | 1 |
| 31 | DESG & PAT MAKING | 1 |
| 32 | CLOTHING CONST | 1 |
| 33 | LIB. ADMN & MGMT. | 1 |
| 34 | REFERENCE SERVICE | 1 |
| TOTAL | | 2288 |

Top 15 Gov. Schools on the Basis of QI 2011

| Sl. No. | School ID | School Name | App | Pass | PP | QI |
|---------|-----------|---------------------------------------|-----|------|-------|-------------------------|
| 1 | 1821137 | Dwarka Sector-10, RPVV | 97 | 97 | 100 | 379.35 |
| 2 | 1617009 | Paschim Vihar, A 6-RPVV | 117 | 116 | 99.15 | 378.56 |
| 3 | 1001104 | Surajmal Vihar-RPVV | 128 | 128 | 100 | 375.47 |
| 4 | 1514023 | Hari Nagar, Block BE-RPVV | 67 | 67 | 100 | 375.21 |
| 5 | 1003261 | Gandhi Nagar-RPVV | 131 | 131 | 100 | 374.26 |
| 6 | 1925334 | Lajpat Nagar-RPVV | 68 | 68 | 100 | 373.24 |
| 7 | 1208092 | Kishan Ganj-RPVV | 92 | 92 | 100 | 369.75 |
| 8 | 1106252 | Nand Nagri, Block D-RPVV | 99 | 99 | 100 | 369.57 |
| 9 | 1413076 | Rohini, Sector 11-RPVV | 127 | 125 | 98.43 | 367.96 |
| 10 | 1208025 | Pul Bangash-SKV | 15 | 15 | 100 | 366.60 |
| 11 | 2128031 | Karol Bagh, Link Road, Plot No.1-RPVV | 65 | 65 | 100 | 358.94 |
| 12 | 1309124 | Shalimar Bagh, Block BT-RPVV | 80 | 75 | 93.75 | 357.36 |
| 13 | 1822056 | Khaira-GGSSS | 102 | 100 | 98.04 | 355.17 |
| 14 | 1104149 | Yamuna Vihar, Block B-RPVV | 150 | 141 | 94 | 349.74 |
| 15 | 1822031 | Khera Dabar-G(Co-ed)SSS | 42 | 42 | 100 | ⁵² 347.88 |

BOTTOM 15 SCHOOLS ON THE BASIS OF QI 2011

| Sl. No. | School ID | School Name | APP | PASS | PP | QI |
|---------|-----------|---------------------------------------|-----|------|-------|--------|
| 1 | 1106009 | Seemapuri-GBSSS | 367 | 220 | 59.95 | 210.72 |
| 2 | 1003004 | Kailash Nagar-SBV | 70 | 38 | 54.29 | 209.47 |
| 3 | 1924039 | INA Colony-SV | 185 | 93 | 50.27 | 209.29 |
| 4 | 2128018 | Aram Bagh Lane-SKV | 63 | 34 | 53.97 | 209.25 |
| 5 | 1104335 | Sonia Vihar-GGSSS | 230 | 78 | 33.91 | 208.81 |
| 6 | 1106006 | Shahdara, Mansarovar Park, No.1-GBSSS | 619 | 259 | 41.84 | 207.8 |
| 7 | 1207015 | Roshanara Road-SBV | 30 | 22 | 73.33 | 207.36 |
| 8 | 2128001 | Paharganj-SBV | 123 | 75 | 60.98 | 205.52 |
| 9 | 1309253 | Jahangirpuri, Block A-GBSSS | 170 | 112 | 65.88 | 202.4 |
| 10 | 1310420 | Siraspur-GBSSS | 14 | 6 | 42.86 | 199.64 |
| 11 | 1413011 | Rohini, Avantika, Sector 1-GBSSS | 369 | 196 | 53.12 | 197.66 |
| 12 | 2128032 | New Rajinder Nagar-SV (Rana Pratap) | 81 | 46 | 56.79 | 196.67 |
| 13 | 1309255 | Jahangirpuri, Block D-GBSSS | 149 | 77 | 51.68 | 192.46 |
| 14 | 2128007 | Dev Nagar-GBSSS | 26 | 11 | 42.31 | 186.5 |
| 15 | 1104003 | Yamuna Vihar, Block B, No.2-SBV | 257 | 104 | 40.47 | 183.74 |

Bottom 15 Schools - CBSE 2011 Class XII

| Sl. No. | School ID | School Name | 2011 | | | | 2010 | | | | Diff | |
|---------|-----------|---|------|-----|-------|--------|------|-----|-------|--------|--------|--------|
| | | | A | P | PP | QI | A | P | PP | QI | PP | QI |
| 1 | 1104335 | Sonia Vihar-GGSSS | 230 | 78 | 33.91 | 208.82 | | | | | | |
| 2 | 1309012 | Rana Partap Bagh-SBV | 40 | 16 | 40.00 | 218.80 | 10 | 7 | 70.00 | 245.00 | -30.00 | -26.20 |
| 3 | 1104003 | Yamuna Vihar, Block B, No.2-SBV | 257 | 104 | 40.47 | 183.74 | 144 | 126 | 87.50 | 252.75 | -47.03 | -69.01 |
| 4 | 1923011 | Dr. Ambedkar Nagar, Sector V-GBSSS (Shaheed Anushuya Prasad) | 130 | 53 | 40.77 | 223.02 | 108 | 80 | 74.07 | 229.93 | -33.30 | -6.91 |
| 5 | 1106006 | Shahdara, Mansarovar Park, No.1-GBSSS | 619 | 259 | 41.84 | 207.81 | 419 | 222 | 52.98 | 250.08 | -11.14 | -42.27 |
| 6 | 2128007 | Dev Nagar-GBSSS | 26 | 11 | 42.31 | 186.50 | 31 | 23 | 74.19 | 254.80 | -31.88 | -68.30 |
| 7 | 1310420 | Siraspur-GBSSS | 14 | 6 | 42.86 | 199.64 | | | | | | |
| 8 | 1309007 | Shalimar Bagh, Block AP-GBSSS | 126 | 62 | 49.21 | 220.40 | 86 | 57 | 66.27 | 238.57 | -17.06 | -18.17 |
| 9 | 1924039 | INA Colony-SV | 185 | 93 | 50.27 | 209.29 | 165 | 85 | 51.51 | 213.65 | -1.24 | -4.36 |
| 10 | 1309255 | Jahangirpuri, Block D-GBSSS | 149 | 77 | 51.68 | 192.47 | 152 | 125 | 82.23 | 238.32 | -30.55 | -45.85 |
| 11 | 1413011 | Rohini, Avantika, Sector 1-GBSSS | 369 | 196 | 53.12 | 197.66 | 318 | 194 | 61.00 | 224.24 | -7.88 | -26.58 |
| 12 | 1002013 | Dallupura-SBV | 252 | 136 | 53.97 | 211.68 | 148 | 122 | 82.43 | 268.10 | -28.46 | -56.42 |
| 13 | 2128018 | Aram Bagh Lane-SKV | 63 | 34 | 53.97 | 209.25 | 66 | 51 | 77.27 | 261.50 | -23.30 | -52.25 |
| 14 | 1002014 | New Kondli-GBSSS | 280 | 152 | 54.29 | 231.20 | 218 | 144 | 66.05 | 260.79 | -11.76 | -29.59 |
| 15 | 1003004 | Kailash Nagar-SBV | 70 | 38 | 54.29 | 209.47 | 52 | 35 | 67.30 | 247.69 | -13.01 | -38.22 |

Schools whose PP has increased by $\geq 20\%$ over the last year

| Sl. No. | School ID | School Name | 2011 | | | | 2010 | | | | | |
|---------|-----------|---|------|-----|------|--------|------|-----|------|-----|---------|------------------------|
| | | | A | P | PP | QI | A | P | PP | QI | PP DIFF | QI DIFF |
| 1 | 1106118 | East of Loni Road, DDA Flats-GBSSS | 278 | 272 | 97.8 | 272.65 | 211 | 159 | 75.4 | 238 | 22.49 | 35.03 |
| 2 | 1310015 | Khera Khurd-GBSSS | 86 | 80 | 93 | 247.51 | 112 | 76 | 67.9 | 229 | 25.17 | 18.86 |
| 3 | 1310049 | Bankner-GGSSS | 134 | 130 | 97 | 292.80 | 119 | 73 | 61.3 | 233 | 35.67 | 60.15 |
| 4 | 1310166 | Narela-GBSSS (Mussadi Lal) | 91 | 83 | 91.2 | 256.56 | 95 | 39 | 41.1 | 213 | 50.16 | 43.52 |
| 5 | 1310400 | GHOGA G(CO-ED)SSS | 59 | 58 | 98.3 | 237.12 | 57 | 38 | 66.7 | 246 | 31.65 | -8.79 |
| 6 | 1310410 | Narela Sect. A-6, Pocket-2, Govt.(Co-ed)SSS | 101 | 98 | 97 | 240.80 | 128 | 67 | 52.3 | 224 | 44.69 | 17.04 |
| 7 | 1411019 | Bharat Nagar-GBSSS | 105 | 76 | 72.4 | 212.30 | 111 | 55 | 49.6 | 206 | 22.83 | 6.73 |
| 8 | 1516143 | West Patel Nagar-SBV | 162 | 129 | 79.6 | 261.45 | 136 | 67 | 49.3 | 254 | 30.37 | 7.24 |
| 9 | 1618004 | Uttam Nagar, No.2-GBSSS | 138 | 123 | 89.1 | 253.15 | 145 | 83 | 57.2 | 229 | 31.89 | 23.73 |
| 10 | 1821014 | Palam Village, Raj Nagar, Part 1-GBSSS | 102 | 88 | 86.3 | 242.45 | 54 | 28 | 51.9 | 211 | 34.42 | 31.10 |
| 11 | 1822006 | Daulat Pur-SV | 43 | 28 | 65.1 | 239.72 | 58 | 26 | 44.8 | 225 | 20.3 | 15.14 |
| 12 | 1822007 | Shikar Pur-SV | 40 | 34 | 85 | 276.15 | 49 | 25 | 51 | 248 | 33.98 | 28.58 |
| 13 | 1822015 | Dichaon Kalan-GBSSS | 38 | 36 | 94.7 | 267.11 | 30 | 20 | 66.7 | 221 | 28.08 | 45.98 |
| 14 | 1923052 | Sangam Vihar-GGSSS | 339 | 334 | 98.5 | 277.21 | 332 | 239 | 72 | 246 | 26.55 | 31.33 |
| 15 | 1925250 | Tughlakabad Extn.-GGSSS No.2 | 133 | 108 | 81.2 | 245.62 | 101 | 59 | 58.4 | 224 | 22.79 | 21.55 55 |

Schools whose PP has DECREASED by > 20% over the last year

| Sl. No | School ID | School Name | 2011 | | | | 2010 | | | | DIFF | |
|--------|-----------|---|------|-----|-------|--------|------|-----|--------|--------|--------|--------|
| | | | A | P | PP | QI | A | P | PP | QI | PP | QI |
| 1 | 1002012 | Khichripur-GBSSS | 99 | 71 | 71.72 | 213.13 | 44 | 42 | 95.45 | 270.75 | -23.73 | -57.62 |
| 2 | 1002013 | Dallupura-SBV | 252 | 136 | 53.97 | 211.68 | 148 | 122 | 82.43 | 268.10 | -28.46 | -56.42 |
| 3 | 1002184 | Gazipur-SKV | 180 | 117 | 65.00 | 232.84 | 134 | 119 | 88.80 | 269.14 | -23.80 | -36.30 |
| 4 | 1002198 | Kondli-SBV | 150 | 107 | 71.33 | 244.76 | 84 | 80 | 95.23 | 278.89 | -23.90 | -34.13 |
| 5 | 1003034 | Gandhi Nagar, No.2-GGSSS | 41 | 29 | 70.73 | 250.39 | 38 | 37 | 97.36 | 300.02 | -26.63 | -49.63 |
| 6 | 1104003 | Yamuna Vihar, Block B, No.2-SBV | 257 | 104 | 40.47 | 183.74 | 144 | 126 | 87.50 | 252.75 | -47.03 | -69.01 |
| 7 | 1104026 | Dayalpur-GGSSS | 758 | 462 | 60.95 | 219.75 | 493 | 403 | 81.74 | 260.17 | -20.79 | -40.42 |
| 8 | 1104143 | Karawal Nagar- GBSSS | 384 | 257 | 66.93 | 236.39 | 252 | 239 | 94.84 | 281.30 | -27.91 | -44.91 |
| 9 | 1104261 | Tukhmipur-GBSSS | 260 | 152 | 58.46 | 218.35 | 129 | 122 | 94.57 | 297.25 | -36.11 | -78.90 |
| 10 | 1105004 | New Seelampur, No.1-SBV | 193 | 109 | 56.48 | 218.35 | 129 | 111 | 86.04 | 262.27 | -29.56 | -43.92 |
| 11 | 1105008 | Jafrabad-GBSSS | 109 | 72 | 66.06 | 233.28 | 65 | 65 | 100.00 | 326.63 | -33.94 | -93.35 |
| 12 | 1106007 | Shahdara, Mansarovar Park, No.2-GBSSS | 80 | 46 | 57.50 | 239.69 | 108 | 101 | 93.51 | 292.42 | -36.01 | -52.73 |

Schools whose PP has DECREASED by > 20% over the last year

| Sl. No. | School ID | School Name | 2011 | | | | 2010 | | | | DIFF | |
|---------|-----------|---|------|-----|-------|--------|------|-----|-------|--------|------|-------|
| | | | A | P | PP | QI | A | P | PP | QI | PP | QI |
| 13 | 1207015 | Roshanara Road-SBV | 30 | 22 | 73.33 | 207.37 | 22 | 21 | 95.45 | 258.18 | - | - |
| 14 | 1309006 | Shalimar Bagh, Block BL-GBSSS | 142 | 104 | 73.24 | 211.90 | 152 | 145 | 95.39 | 256.22 | - | - |
| 15 | 1309012 | Rana Partap Bagh-SBV | 40 | 16 | 40.00 | 218.80 | 10 | 7 | 70.00 | 245.00 | - | - |
| 16 | 1309253 | Jahangirpuri, Block A-GBSSS | 170 | 112 | 65.88 | 202.40 | 134 | 119 | 88.80 | 264.64 | - | - |
| 17 | 1309255 | Jahangirpuri, Block D-GBSSS | 149 | 77 | 51.68 | 192.47 | 152 | 125 | 82.23 | 238.32 | - | - |
| 18 | 1309259 | Jahangirpuri, Block K-GBSSS | 233 | 148 | 63.52 | 216.91 | 193 | 169 | 87.56 | 249.29 | - | - |
| 19 | 1411017 | Pitampura, Block SU-GBSSS | 149 | 89 | 59.73 | 261.43 | 135 | 123 | 91.11 | 296.07 | - | - |
| 20 | 1617033 | Ambika Vihar-GGSSS | 140 | 90 | 64.29 | 253.96 | 66 | 64 | 96.97 | 285.81 | - | - |
| 21 | 1923011 | Dr. Ambedkar Nagar, Sector V-GBSSS (Shaheed Anushuya Prasad) | 130 | 53 | 40.77 | 223.02 | 108 | 80 | 74.07 | 229.93 | - | -6.91 |
| 22 | 2128007 | Dev Nagar-GBSSS | 26 | 11 | 42.31 | 186.50 | 31 | 23 | 74.19 | 254.80 | - | - |
| 23 | 2128018 | Aram Bagh Lane-SKV | 63 | 34 | 53.97 | 209.25 | 66 | 51 | 77.27 | 261.50 | - | - |
| 24 | 2128021 | Paharganj-GGSSS | 45 | 30 | 66.67 | 235.71 | 44 | 42 | 95.45 | 290.88 | - | - |
| 25 | 2128032 | New Rajinder Nagar-SV (Rana Pratap) | 81 | 46 | 56.79 | 196.68 | 103 | 96 | 93.20 | 258.85 | - | - |

Subject Toppers

Names of the students who have obtained 100 marks in Mathematics

| Sl. No. | Student Name | Marks | School Name | School ID |
|---------|-------------------|-------|-----------------------------|-----------|
| 1 | ANUBHA GUPTA | 100 | Roop Nagar, No.1-GGSSS | 1207039 |
| 2 | RICHA GOYAL | 100 | Surajmal Vihar-RPVV | 1001104 |
| 3 | VAISHALI GUPTA | 100 | Surajmal Vihar-RPVV | 1001104 |
| 4 | ANUJ TIWARI | 100 | Surajmal Vihar-RPVV | 1001104 |
| 5 | KAMAL KANT NARANG | 100 | Gandhi Nagar-RPVV | 1003261 |
| 6 | VANDANA SHARMA | 100 | Yamuna Vihar, Block B-RPVV | 1104149 |
| 7 | UMESH SAINI | 100 | Kishan Ganj-RPVV | 1208092 |
| 8 | DEEPTI SHARMA | 100 | Narela, A-10 Pocket-5, RPVV | 1310409 |
| 9 | AMANDEEP | 100 | Rohini, Sector 11-RPVV | 1413076 |
| 10 | AARZOO YADAV | 100 | Rohini, Sector 11-RPVV | 1413076 |
| 11 | AASHISH ANAND | 100 | Palam Enclave, No.3-GBSSS | 1821010 |
| 12 | KESHAV BANSAL | 100 | New Multan Nagar-SV(Co-ed) | 1617007 |
| 13 | TARUN KUMAR | 100 | New Multan Nagar-SV(Co-ed) | 1617007 |
| 14 | NISHA KHANDELWAL | 100 | Samalka-SKV | 1821022 |
| 15 | KAJAL GUPTA | 100 | Bhola Nath Nagar, No.1-SKV | 1001018 |

Names of the students who have obtained 100 marks in Mathematics

| Sl. No. | Student Name | Marks | School Name | School ID |
|---------|---------------------|-------|--|-----------|
| 16 | ANURAG SINGH | 100 | Burari-SBV | 1207009 |
| 17 | NITIKA | 100 | Hari Nagar, Block BE-RPVV | 1514023 |
| 18 | BHANU PRATAP SINGH | 100 | Kishan Ganj-RPVV | 1208092 |
| 19 | DILIP KUMAR | 100 | Kishan Ganj-RPVV | 1208092 |
| 20 | NANCY GUPTA | 100 | Kishan Ganj-RPVV | 1208092 |
| 21 | NEERAJ SHARMA | 100 | Kishan Ganj-RPVV | 1208092 |
| 22 | PRASHANT MAHESHWARI | 100 | Kishan Ganj-RPVV | 1208092 |
| 23 | SHAKTI | 100 | Kishan Ganj-RPVV | 1208092 |
| 24 | VISHAL SINGH | 100 | Kishan Ganj-RPVV | 1208092 |
| 25 | AKANKSHA YADAV | 100 | Raj Niwas Marg, RPVV | 1207108 |
| 26 | PRIYA | 100 | Narela, A-10 Pocket-5, RPVV | 1310409 |
| 27 | ABHISHEK AGGARWAL | 100 | Rohini, Sector 9-SV (shaheed capt. Sanjeev Dahiya) | 1413010 |
| 28 | DIMPLE ARORA | 100 | Vivek Vihar-GGSSS | 1001022 |
| 29 | RENU GOYAL | 100 | Ishani Govt. Sarvodaya Kanya Vidyalaya G-BLOCK SAKET | 1923036 |

Subject toppers of Delhi Govt. Schools Class -XII CBSE 2011

| Sr.No. | Subject | Name of Student | Marks | School | SchoolID |
|--------|------------------|-----------------|-------|---------------------------------------|----------|
| 1 | ACCOUNTANCY | SOURAV GUPTA | 99 | Yamuna Vihar, Block C, No.1-GBSSS | 1104009 |
| 2 | ACCOUNTANCY | VAISHALI JAIN | 99 | Raj Niwas Marg, RPVV | 1207108 |
| 3 | ACCOUNTANCY | MUKESH GOYAL | 99 | Civil Lines, RPVV | 1207113 |
| 4 | ACCOUNTANCY | SHUBHAM GUPTA | 99 | Civil Lines, RPVV | 1207113 |
| 5 | ACCOUNTANCY | PRIYANKA GARG | 99 | New Police Lines-SV | 1309004 |
| 6 | ACCOUNTANCY | SUMANDEEP KAUR | 99 | Adarsh Nagar-GGSSS | 1309034 |
| 7 | BUSINESS STUDIES | HARVINDER SINGH | 99 | Karol Bagh, Link Road, Plot No.1-RPVV | 2128031 |
| 8 | BIOLOGY | POOJA | 97 | Narela, No.1-SKV | 1310036 |
| 9 | CHEMISTRY | ANJALI | 99 | Paschim Vihar, A 6-RPVV | 1617009 |
| 10 | CHEMISTRY | HIMANSHU GUPTA | 99 | Surajmal Vihar-RPVV | 1001104 |
| 11 | COMPUTER SCIENCE | SURBHI KAUSHIK | 96 | Kalkaji, No.1-SKV (Veer Savarkar) | 1925029 |
| 12 | COMPUTER SCIENCE | SHUBHAM GUPTA | 96 | Civil Lines, RPVV | 1207113 |
| 13 | COMPUTER SCIENCE | GAURAV GAUTAM | 96 | Tilak Nagar, No.2-SBV | 1514006 |
| 14 | ECONOMICS | DEEPAK SHARMA | 99 | Najafgarh, No.1-GBSSS | 1822063 |
| 15 | ECONOMICS | GOURAV SHARMA | 99 | Najafgarh, No.1-GBSSS | 1822063 |
| 16 | ENGLISH ELECTIVE | PREETI | 75 | Bawana-SKV (Ravi Shankar) | 1310042 |

Subject toppers of Delhi Govt. Schools Class -XII CBSE 2011

| Sr. No. | Subject | Name of Student | Marks | School | School ID |
|---------|-------------------|-----------------|-------|---|-----------|
| 17 | GEOGRAPHY | ROHIT RAI | 98 | Shalimar Bagh, Block BT-RPVV | 1309124 |
| 18 | HINDI CORE | GARIMA BHARDWAJ | 95 | Chirag Delhi-SKV | 1923037 |
| 19 | HISTORY | SAYMA | 98 | West Jyoti Nagar-GGSSS | 1105111 |
| 20 | HISTORY | SHALU CHAUDHARY | 98 | Nand Nagri, Block D-RPVV | 1106252 |
| 21 | INFORMATICS PRAC. | ANIL KUMAR | 96 | Najafgarh, Dharampura-SKV | 1822061 |
| 22 | PHYSICS | MOHAMMAD SHOAIB | 99 | Surajmal Vihar-RPVV | 1001104 |
| 23 | POLITICAL SCIENCE | SAYMA | 98 | West Jyoti Nagar-GGSSS | 1105111 |
| 24 | PSYCHOLOGY | SAIRA BANO | 97 | Roop Nagar, No.1-GGSSS | 1207039 |
| 25 | PUNJABI | MANPREET KAUR | 91 | Tagore Garden, No.1-GGSSS | 1515026 |
| 26 | SANSKRIT CORE | UMA | 97 | Bhorgarh-G(Co-ed)SSS | 1310022 |
| 27 | SANSKRIT ELECTIVE | CHANDRA PRAKASH | 89 | Rohini, Sector 11-RPVV | 1413076 |
| 28 | SOCIOLOGY | TARANNUM | 96 | Jama Masjid, No.1(Hindi Medium)-SKV | 2127024 |
| 29 | URDU CORE | SONU | 85 | Shastri Park-GBSSS | 1105011 |
| 30 | URDU CORE | MOHD SUBHAN | 85 | Shastri Park-GBSSS | 1105011 |
| 31 | URDU CORE | ILMA | 85 | Jama Masjid, Panama Building-GGSSS | 2127023 |
| 32 | URDU ELECTIVE | MARYAM JAHAN | 97 | Jafrabad, Zeenat Mahal(Urdu Medium)-SKV | 1105018 |

Thanks